

What is the CADAA?

- The California Dream Act Application (CADAA) allows undocumented and nonresident documented students who meet certain eligibility requirements to apply for state financial aid such as the Cal Grant and Chafee Grant.
- Students who complete the CADAA are not eligible for federal financial aid, like the Pell Grant.
- It also allows qualified students to pay in-state resident fees (instead of higher out-of-state fees) at California's public colleges and universities.

Who is eligible to submit a CADAA?

Students who meet AB540 criteria, have Temporary Protected Status or hold a U Visa.

To qualify for AB 540 a student must satisfy ALL of the following criteria:

1. Three or more years of full-time attendance or attainment of equivalent credits earned in California from a high school, adult school or community college (credit or non-credit courses) or any combination of the three:
or
2. Three or more years of full-time high school coursework and attended a combination of elementary, middle and/or high school in California for a combined total of three or more years.

Satisfy one of the following:

- A. Graduate from a California high school, or
- B. Obtain a GED, HiSET or TASC in California, or
- C. Attain an associate degree from a California Community College, or
- D. Fulfilled the minimum transfer requirements to transfer from a California Community College to a University of California or California State University.

Will register or enroll in an accredited and qualifying California college or university

Does not hold a valid non-immigrant visa (F, J, H, L, A, B, C, D, E, etc.)

Does DACA status and having a social security number impact eligibility?

- Deferred Action for Childhood Arrivals (DACA) status is not required to apply for the CADAA. Students who never applied to DACA or lost DACA status may still be eligible.
- If you received DACA status and were issued a social security number, you must still fill out the CADAA.
- If you have a social security card, but it says “VALID FOR WORK ONLY WITH DHS AUTHORIZATION” you are not eligible to complete the FAFSA. You must meet the AB540 criteria on the prior slide to be eligible for the CADAA.
- Your parent’s citizenship status does not impact your eligibility to receive financial aid under the CADAA.

CADAA Information is Private!

- CADAA information is not shared with the Federal government
- The California Student Aid Commission (CSAC) protects the confidentiality of student records
- CSAC has never shared any information about a student's immigration status, documented or undocumented
- CSAC also complies with the Family Educational Rights and Privacy Act (FERPA), which protects the privacy of student education records

CADAA Application Options

The online application is only available in English only at:
dream.csac.ca.gov

Paper applications are available in English & Spanish:
Call 1-888-CA-GRANT (1-888-224-7268) or download a PDF version at
dream.csac.ed.gov

TIP

It is recommended to complete the online application to reduce any chances of errors.

STEP 1: BEGIN A NEW CADAA AT DREAM.CSAC.CA.GOV

Reminder:
The CADAA must be filled out EVERY year!
This is a FREE application.

New to the CADAA Process:
Click "Start."

Returning User:
Click "Login." You can also login to make corrections or add a new college to your application.

The screenshot shows three vertical panels representing different user roles in the CADAA application process. Each panel has a title, an icon, a list of actions, and a button.

- FIRST TIME USER:** Represented by a laptop icon with the word "NEW" on the screen. The list includes: "New to the CA Dream Act?", "Start a New application", and "Do not submit multiple applications". The button is blue and labeled "Start".
- RETURNING USER:** Represented by a person icon with a laptop. The list includes: "Renew your application", "Submit a saved application", and "Make a correction or add a school to your application". The button is green and labeled "Login".
- PARENT SIGNATURE:** Represented by a document icon with a pen and the word "Sign". The list includes: "Request a parent PIN", "Forgot your parent PIN?", and "Sign the student application". The button is dark grey and labeled "Submit".

Orange arrows point from the text boxes on the left to the "Start" and "Login" buttons.

STEP 1: BEGIN A NEW CADAA AT DREAM.CSAC.CA.GOV

Starting a new CADAA begins with registration to verify your eligibility for the CADAA.

-Click Continue.



CA.GOV | Privacy Policy |

HOME INFORMATION & RESOURCES

CA DREAM ACT

Registration

Welcome

Completion of the California Dream Act Application is required to determine financial aid for California AB540 eligible students. Your application will be processed by the California Student Aid Commission.

The following questions will determine whether this is the best financial aid application for you or whether you should fill out the Free Application for Federal Student Aid (FAFSA).

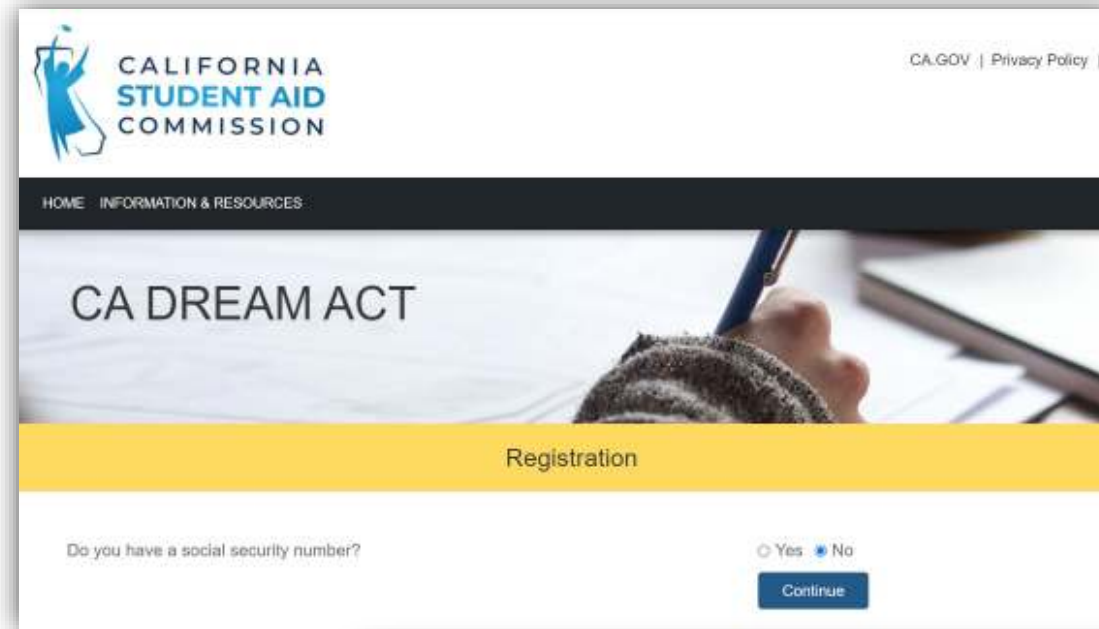
Continue

STEP 1: BEGIN A NEW CADAA AT DREAM.CSAC.CA.GOV

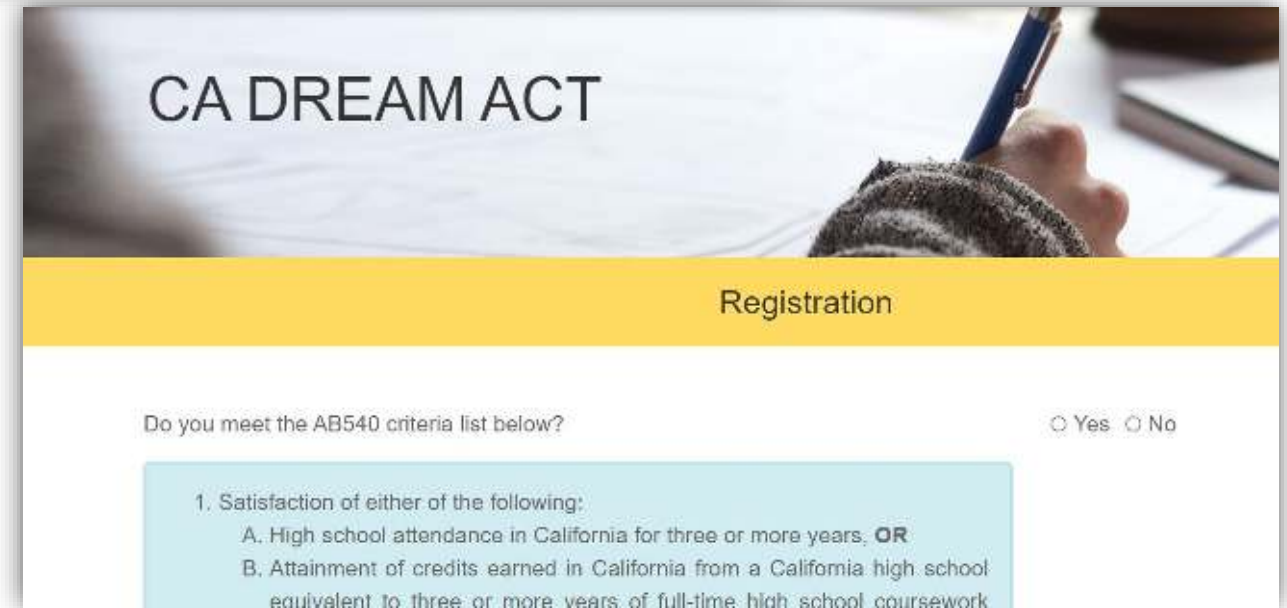
The CADAA will confirm your eligibility by asking if you have a Social Security Number.

→ Choose “No” if you have a work-only Social Security Number through DACA.

Next, it will ask if you meet the AB540 criteria and list the various eligibility requirements. For more information about eligibility, see pages 8 & 9.



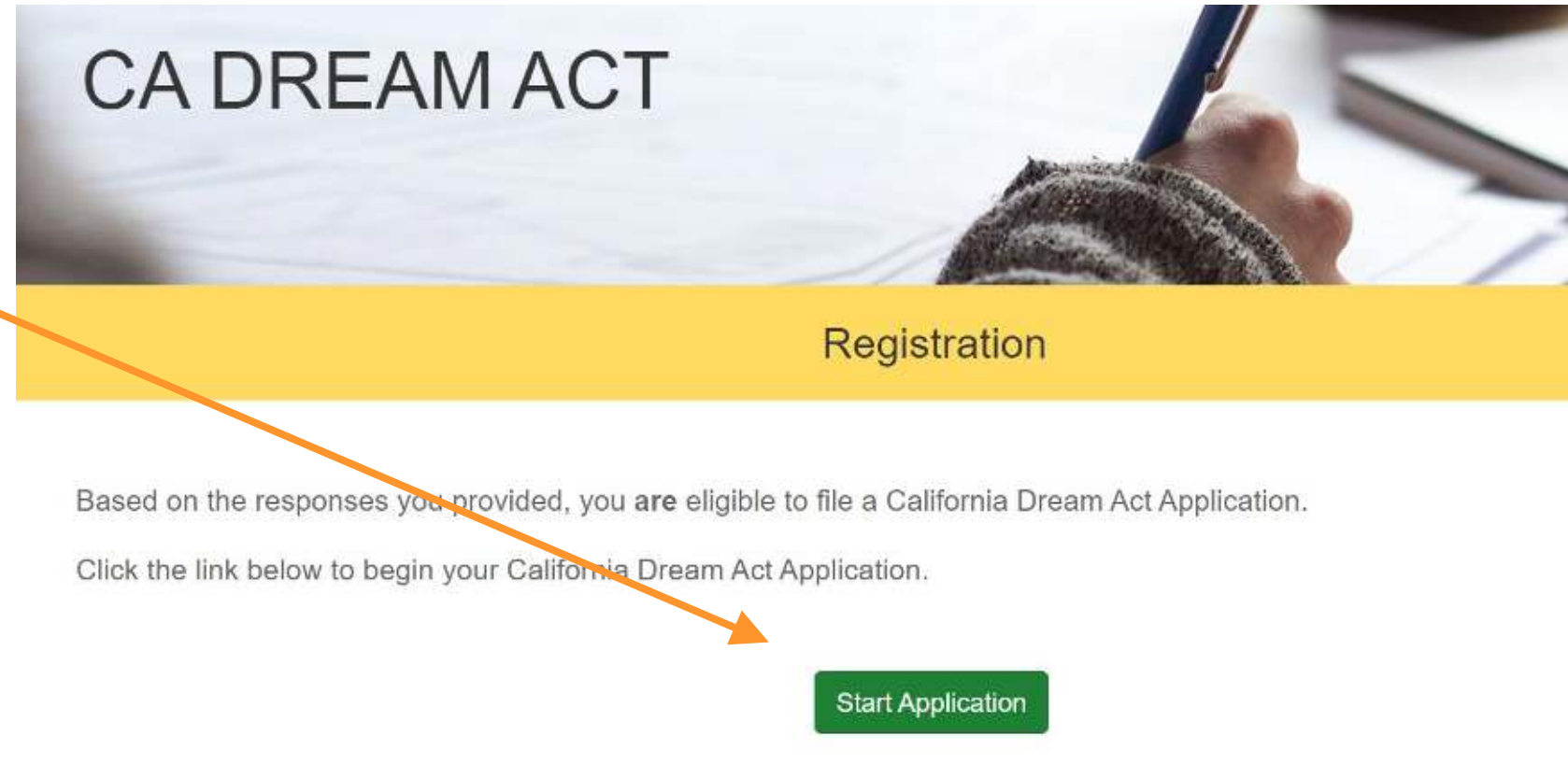
The screenshot shows the top of the California Student Aid Commission website. The logo is in the top left, and the text 'CALIFORNIA STUDENT AID COMMISSION' is next to it. In the top right, there are links for 'CA.GOV' and 'Privacy Policy'. Below the logo is a navigation bar with 'HOME' and 'INFORMATION & RESOURCES'. The main heading is 'CA DREAM ACT' over a background image of a hand writing on a document. Below this is a yellow bar with the word 'Registration'. The question 'Do you have a social security number?' is displayed with radio buttons for 'Yes' and 'No', where 'No' is selected. A blue 'Continue' button is at the bottom right.



The screenshot shows the next step in the registration process. The heading 'CA DREAM ACT' is at the top, followed by a yellow bar with the word 'Registration'. The question 'Do you meet the AB540 criteria list below?' is displayed with radio buttons for 'Yes' and 'No'. Below the question is a light blue box containing the following text: '1. Satisfaction of either of the following: A. High school attendance in California for three or more years, OR B. Attainment of credits earned in California from a California high school equivalent to three or more years of full-time high school coursework'. The 'No' radio button is selected.

STEP 1: BEGIN A NEW CADAA AT DREAM.CSAC.CA.GOV

If you meet the eligibility requirements, you will be informed that you are eligible to file a CADAA and can click "Start Application."



The screenshot displays the 'CA DREAM ACT' registration page. At the top, there is a header with the text 'CA DREAM ACT' in large, bold, black letters. Below this, a yellow banner contains the word 'Registration' in black text. The main content area features a message: 'Based on the responses you provided, you are eligible to file a California Dream Act Application. Click the link below to begin your California Dream Act Application.' Below this message is a green button with the text 'Start Application' in white. An orange arrow points from the text box on the left to the 'Start Application' button.

STEP 1: BEGIN A NEW CADAA AT DREAM.CSAC.CA.GOV

Create a user account (PART I):

You will need to provide your name and date of birth, and create a User ID.

Your name and date of birth must match your high school or college records. If you use a different name on your college admissions applications than what was used in high school, you should contact your college/university.

Required fields are marked with a red asterisk (*).

Let's Get Started

Please complete the following form in order to continue. The minimum required fields are indicated with a red asterisk, although we recommend completing the entire form in order to expedite your application processing time.


Auto Hint

STUDENT INFORMATION


* First Name 

First name is required

Middle Initial 

* Last Name 

Last name is required

* Date of Birth 


Date of birth is required

* User ID

Username is required

(Length 8 characters, accepts Alphanumeric and _ . - @)

STUDENT ADDRESS

* Mailing Address 

STEP 1: BEGIN A NEW CADAA AT DREAM.CSAC.CA.GOV

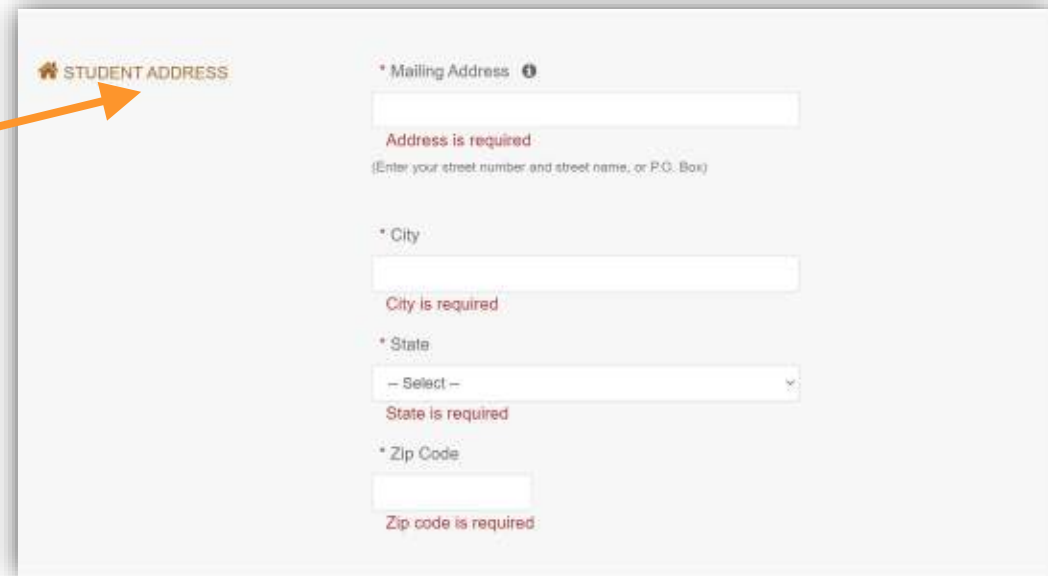
Create a user account (PART II):

Student Address: Do not provide a temporary mailing address. If you don't have a permanent mailing address, ask your college's financial aid administrator for help.

Email Address: You must provide an email address, as this is used for communication from CSAC and your college.

Double-check the email address to make sure there are no typos. Avoid using high school emails that can expire.

TIP: Emails from CSAC may go to your junk or spam folder, so be sure to check these folders and add csac.ca.gov as a "safe sender."



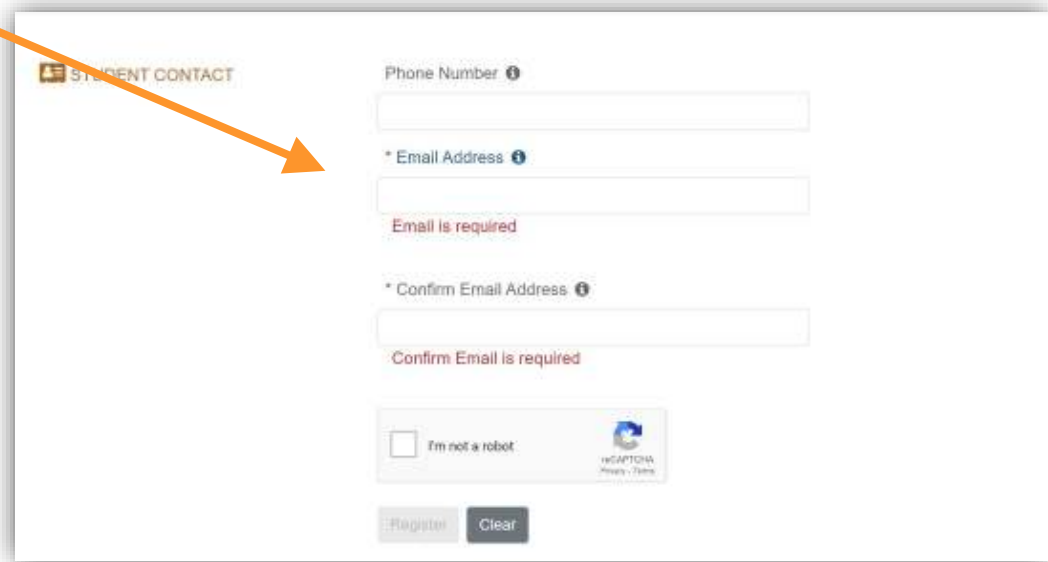
STUDENT ADDRESS

* Mailing Address ⓘ
Address is required
(Enter your street number and street name, or P.O. Box)

* City
City is required

* State
- Select -
State is required

* Zip Code
Zip code is required



STUDENT CONTACT

Phone Number ⓘ

* Email Address ⓘ
Email is required

* Confirm Email Address ⓘ
Confirm Email is required

I'm not a robot

Register Clear

STEP 1: BEGIN A NEW CADAA AT DREAM.CSAC.CA.GOV

You will receive an email message to confirm your email address.

Click on the link in the email message to activate your account.

You will be asked to create a password and can then login to the account.

Application in process ✕

Your user account is created successfully. Click on the OK button to go to the login page.

Please check your email and follow instructions to activate your account.

Ok

Password Change for New Account

Dear CSAC User,

Please create your password for the newly created account with us.

Please click the button below to create the password.

Create Password

Manage Password

The password must be between 6-24 characters in length and contain at least 1 uppercase letter, 1 lowercase letter, a number, and one or more characters from !@#\$\$%& list but cannot have all 3 characters !@# in the password in any order.

Enter New Password ✕

Confirm password ✕

Submit

STEP 1: BEGIN A NEW CADAA AT DREAM.CSAC.CA.GOV

You will be asked to provide answers to three security questions, which can be used to recover your account if you forget your password.

Security Questions

Answer the following challenge questions

Challenge Question Set 1

Select one challenge question

What was the first name of your best friend in high school? ▾

Answers for challenge questions

Type your answers for the challenge questions

Challenge Question Set 2

Select one challenge question

What is the name of the street you grew up on? ▾

Answers for challenge questions

Type your answers for the challenge questions

Challenge Question Set 3


Select one challenge question

What is the name of your first Pet? ▾

Answers for challenge questions

Type your answers for the challenge questions

Update



Write down these item somewhere
safe so you don't forget:

- Username
- Password
- Email Address & Password
- Challenge Questions & Answers